



Poll Everywhere

Dr. Sayyada Aiman Hashmi

PGT of English

Kendriya Vidyalaya, Andrews Ganj, New Delhi

GPS for Today's Session:

- 1. Sign up for Poll Everywhere**
- 2. Poll Everywhere Panel Navigation**
- 3. Managing Files & Folders**
- 4. Common activities like creating MCQs, Word Cloud, Questions & Answers, Clickable image, Survey, open-ended question, competition, etc.**
- 5. How to activate/ deactivate activities, share and change visual settings of the various activities**
- 6. How to create Interactive PPT**
- 7. Responding with Poll Everywhere**
- 8. Application in the classroom**



Introduction:

Poll Everywhere is an online response system offering real-time question and answer “polls.” Instructors can ask multiple choice, rank-order, or open-ended questions, engage students through a word cloud or Q & A, or have students complete a survey with progress tracked on screen. Poll Everywhere links seamlessly to PowerPoint, Keynote, or Google Slides (after an account is created). Students can answer all questions from a computer or, for most questions, their cellular device, without needing to download or log into an app. The answers appear as they are sent in, creating on the-spot discussion or demonstration of student learning. Poll Everywhere will save the results from the class session for teachers to analyze later, or it can be reset to use in multiple class sessions.

https://www.natcom.org/sites/default/files/pages/eTools_Polls_Everywhere_February_2018.pdf

App Tour

- 1. Poll Everywhere Sign Up/in and**
- 2. Panel Navigation**



Multiple choice



Word cloud



Q&A



Clickable image



Survey



Open-ended



Competition



More

Donut chart

Icebreaker

Upvote

Leaderboard

Emotion scale

Presentation feedback

Spotlight

Retrospective

Assign team

Discussion

Brainstorm

Ranking

Select on map

Short answer

Bulletin board

2x2 matrix

Title



Text, image URL, or LaTeX



Text, image URL, or LaTeX



+ Add option

Add another activity

Create

App

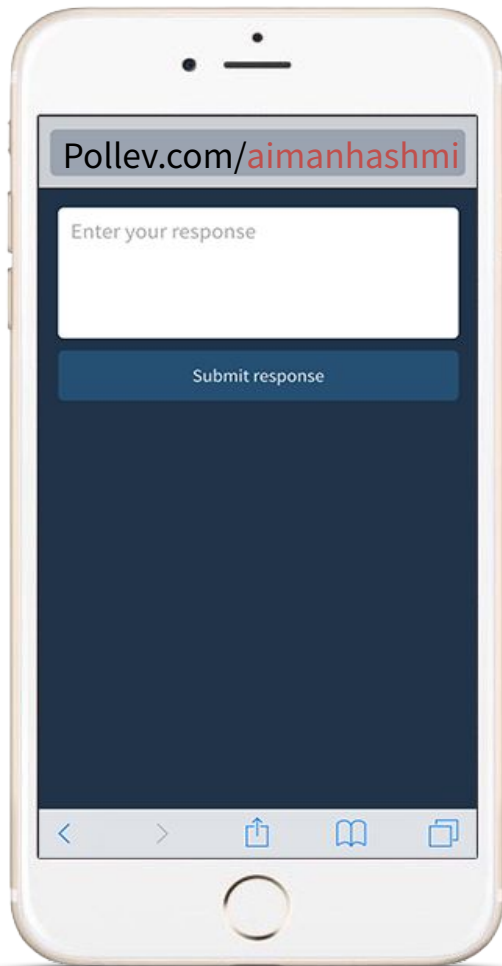
3. Managing Files & Folders

4. Common activities like creating MCQs, Word Cloud, Questions & Answers, Clickable image, Survey, open-ended question, competition, etc.

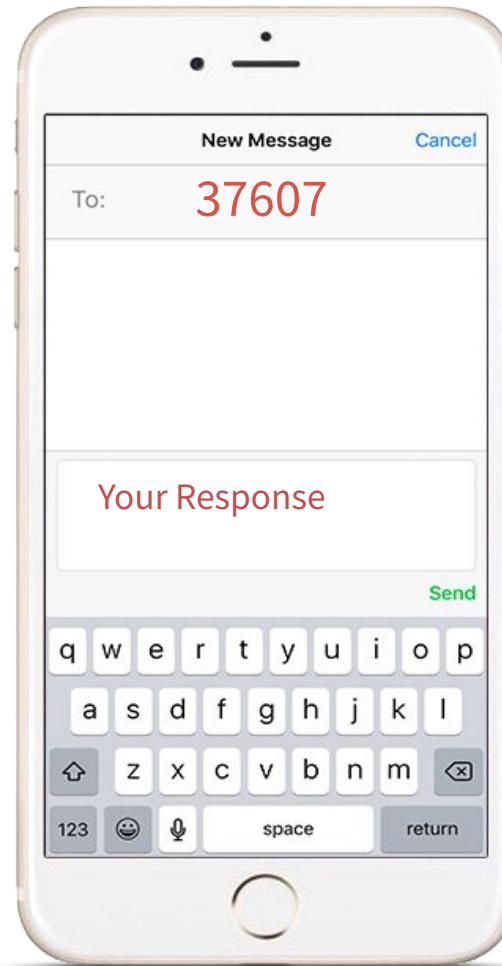
5. How to activate/ deactivate activities, share and change visual settings of the various activities

6. How to create Interactive PPT

7. Responding with Poll Everywhere



Web voting



Text voting



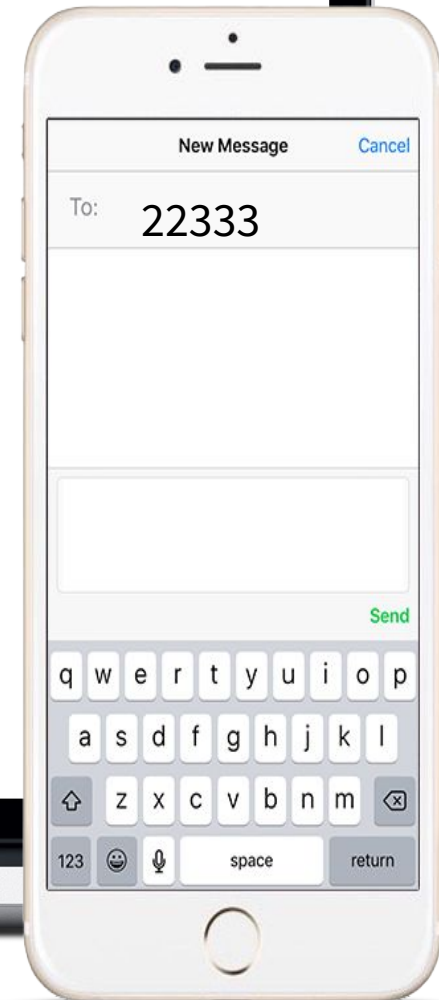
How's my presentation so far?

Respond at PollEv.com/presenterpete Text **PRESENTERPETE** to 22333 once to join, then **A, B, or C**

It's amazing. **A**

It's incredibly amazing! **B**

It's aw'right **C**



How's my presentation so far?

Respond at PollEv.com/presenterpete Text **PRESENTERPETE** to 22333 once to join, then **A, B, or C**

It's amazing. **A**

It's incredibly amazing! **B**

It's aw'right **C**

Pollev.com/presenterpete

how's my presentation so far?

You can respond once

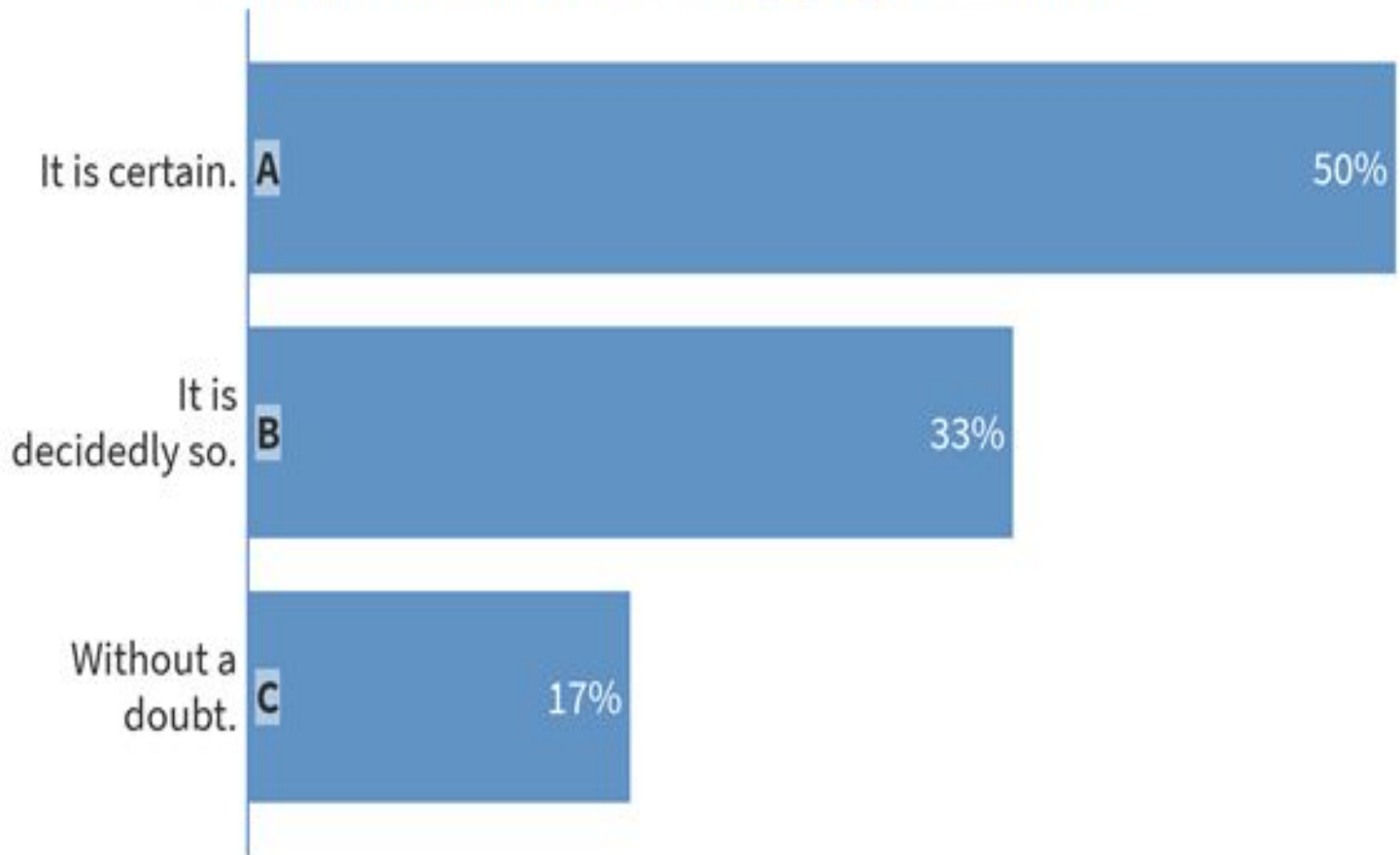
It's amazing.

It's incredibly amazing!

It's aw'right

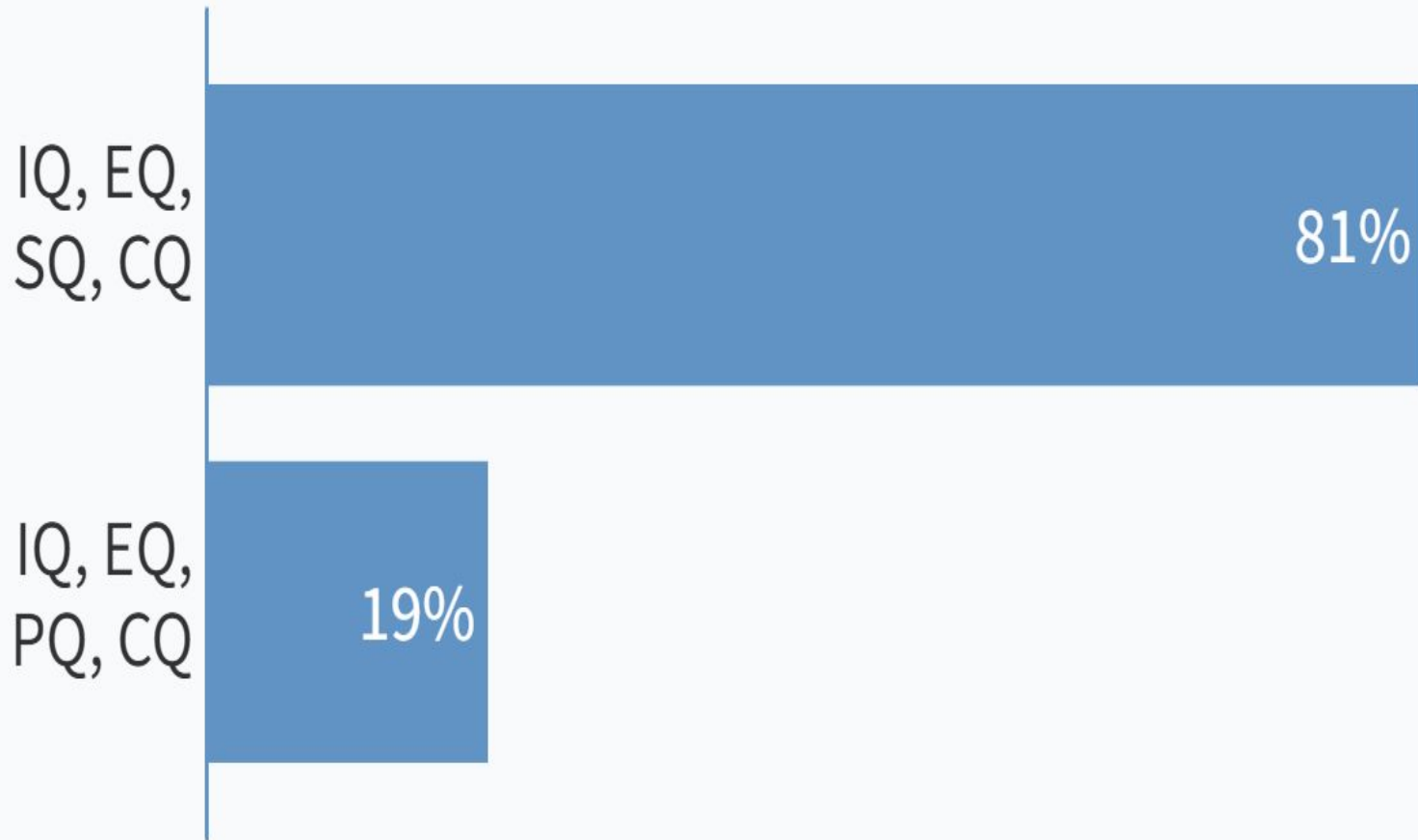


Will the audience love this engaging presentation?



🔒 Poll locked. Responses not accepted.

What are predictors of success in the world of work?



Respond at PollEv.com/aimanhashmi340

What should we prioritize?

Top

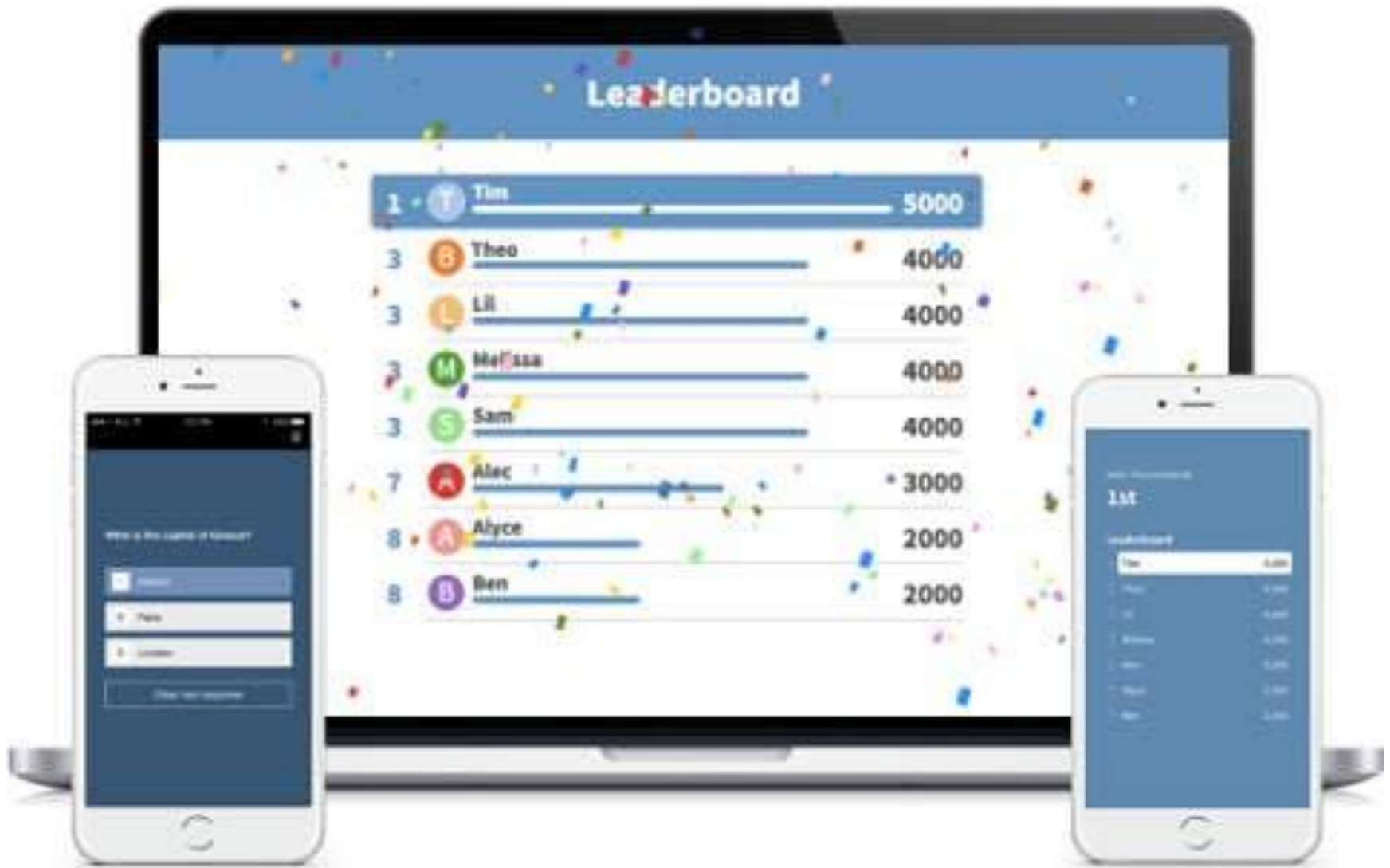
| 1 | Self

| 1 | Me

| 1 | Family

| 0 | Children

| 0 | Pets



<https://www.polleverywhere.com/webinars/competitions>

Application in the classroom

- Make it easy for everyone to participate
- a guide for pedagogical revision
- an encouragement for even the shyest to contribute
- a discussion starter
- a review for summative assessments
- a quick comprehension check

Disclaimer:

This presentation is made for educational purpose only. All the images have been taken from the polleverywhere.com.

Resources referred: polleverywhere.com

Thank You

